

HANDS ACROSS  
COUNTRIES

# Project Plan

eTwinning project






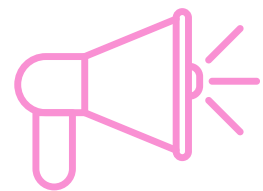
# **Hands across countries**

This project focuses on fostering cultural exchange, collaboration, and improving language skills through digital tools. We want to encourage the interaction among students from different countries, learning about each other's cultures, and practicing English in a relevant and meaningful context.

# Aims



To improve students' English communication skills through collaborative work.



To build teamwork and ICT skills by using various digital tools.

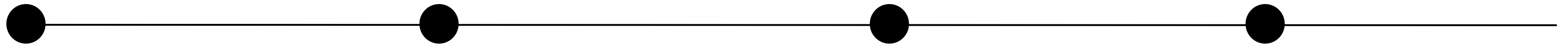


To foster cross-cultural understanding and global citizenship.



To enhance creativity and critical thinking through project-based learning.

# Key moments



## **NICE TO MEET YOU**

Use Twinboards as a tool from the platform

## **INTERNET SECURITY**



How do we keep safe online? Why do we use the internet?

## **USE THE FORUM SECTION**

What skills do you need for an eTwinning project?

## **ONLINE MEETINGS**

set up online meetings to approach the topics of the project

Tasks	Status
<ul style="list-style-type: none"> <li>• Introduce yourself - October- November</li> </ul>	
<ul style="list-style-type: none"> <li>• Exploring cultures- presentations about our countries. traditions, places- December</li> </ul>	
<ul style="list-style-type: none"> <li>• Special Days- virtual meeting in which we share something unique about our cultures- January- February</li> </ul>	
<ul style="list-style-type: none"> <li>• Cultural Interviews - international teams, online meetings- ask and answer questions about life in your country - March-April</li> <li>• Our common product- a curricular auxiliary with cultural elements</li> </ul>	
<ul style="list-style-type: none"> <li>• Your feedback matters- May</li> </ul>	

Status:



In Progress



Blocked



Finished

# Resource Page

Use these design resources  
in your Canva Presentation  
Happy designing!

Delete this page before presenting.

